

**ENDURA™
EQUIPPED**



DURAVault

NZ'S ONLY TOOLBOX WITH A

100% LIFETIME

WARRANTY

TRADE QUALITY, TOUGH TOOLBOXES

The Duravault range has been thoughtfully created to meet the growing need in New Zealand for a tough, secure and reliable toolbox for vehicles. For a toolbox to last the distance, the quality of the design and build must ensure it can withstand rough treatment, constant vibrations and protect equipment in any weather or environment that trades people and transport operators work in every day.

Duravault is the answer you have been looking for, offering the choice of either a polished aluminium or powder coated steel construction, in a wide range of shapes and sizes.

The 100% lifetime warranty gives you total peace of mind and says a lot about how carefully each toolbox is constructed.

- Toolboxes for utes, trucks, trailers and motorhomes
- Over 50 models to choose from
- Made of alloy or powder coated steel with durable hinges, locks, gas struts and waterproofing seals
- Delivering New Zealand wide



Equipping everyday Kiwi's with tough toolboxes

Barricade

- Full deck-mount gullwing shape
- 3mm Industrial grade smooth plate aluminium design
- Stainless steel continuous hinges
- Top-opening doors with gas struts
- Key lockable T-latch handle
- Reinforced doors
- Rubber waterproofing seal



#TB-ABR050517 Barricade 1770w x 500d x 500h

Defender

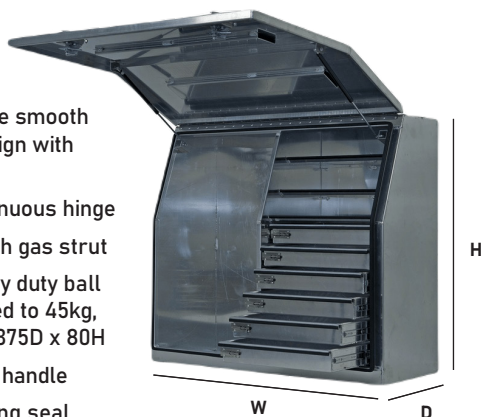
- Trailer A-frame mount
- 3mm Industrial grade smooth plate aluminium design
- Stainless steel continuous hinge
- Top opening door with gas strut
- Key lockable T-latch handle



#TB-ADF080404 Defender 864(385)w x 470d x 458h

Falcon



- Deck-mount
- 2 x Fixed shelves
- 3mm Industrial grade smooth plate aluminium design with fixed wall divider
- Stainless steel continuous hinge
- Top opening door with gas strut
- 6 x Drawers on heavy duty ball bearing runners rated to 45kg, dimensions 475W x 375D x 80H
- Key lockable T-latch handle
- Rubber waterproofing seal
- Reinforced doors
- See page 7 for additional drawer set



#TB-AFL121105 Falcon I 1220w x 550d x 1100h

Commander

- Full deck-mount gullwing shape
- 2 x Adjustable shelves
- 3mm Industrial grade smooth plate aluminium
- Stainless steel continuous hinges
- Top-opening doors with gas struts
- Reinforced doors
- 2 x Bottom drawers on heavy duty ball bearing runners rated to 45kg
- Key lockable T-latch handle
- Rubber waterproofing seal



#TB-ACM070817 Commander I 1700w x 700d x 800h
#TB-ACM070818 Commander II 1800w x 700d x 800h

Dominator

- Deck-mount
- 1.5mm Industrial grade steel design with off-white powder coat finish
- Adjustable shelf
- Stainless steel continuous hinge
- Top opening door with gas strut
- 2 x bottom drawers on heavy duty ball bearing runners rated to 45kg
- Key lockable T-latch handle
- Rubber waterproofing seal
- Reinforced door




#TB-SWDM140806 Dominator II 1450w x 600d x 800h

Thumper

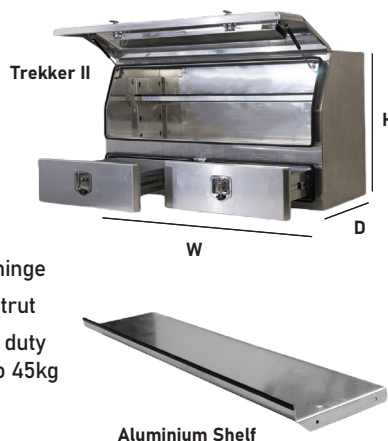
- Deck-mount
- 2 x Adjustable shelves
- 1.5mm Industrial grade steel design with off-white powder coat finish
- Stainless steel continuous hinge
- Top opening door with gas strut
- Key lockable T-latch handle
- Rubber waterproofing seal
- Reinforced door
- Additional shelves available for purchase

#TB-SWTM080806	Thumper III	800w x 650d x 850h
#TB-SWTM100806	Thumper IV	1000w x 650d x 850h
#TB-SWTM120806	Thumper V	1220w x 650d x 850h
#TB-SWTM140806	Thumper VI	1450w x 650d x 850h



Trekker

- Deck-mount
- Adjustable shelf
- 3mm Industrial grade smooth plate aluminium design
- Stainless steel continuous hinge
- Top opening door with gas strut
- 2 Bottom drawers on heavy duty ballbearing runners rated to 45kg
- Key lockable T-latch handle
- Rubber waterproofing seal
- Reinforced door



#TB-ATK170806	Trekker I	1750w x 600d x 800h
#TB-ATK140806	Trekker II	1450w x 600d x 800h
#TB-ATK120806	Trekker III	1220w x 600d x 800h
#TB-ASF130033 Shelf	Trekker II	1380w x 350h

Torpedo


- Deck-mount
- Adjustable shelf
- 3mm Industrial grade smooth plate aluminium design
- Stainless steel continuous hinge
- Top opening door with gas strut
- Reinforced door
- Key lockable T-latch handle
- Rubber waterproofing seal



#TB-ATO140806	Torpedo I	1450w x 600d x 800h
#TB-ATO120806	Torpedo II	1220w x 600d x 800h
#TB-ATO080806	Torpedo III	800w x 600d x 800h

Trouper

- Deck-mount
- Adjustable shelf
- 1.5mm Industrial grade steel design with off-white powder coat finish
- Stainless steel continuous hinge
- Top opening door with gas strut
- Key lockable T-latch handle
- Rubber waterproofing seal
- Reinforced door
- Additional shelves available for purchase



#TB-SWTR140806	Trouper I	1450w x 600d x 800h
#TB-SWTR120806	Trouper II	1220w x 600d x 800h
#TB-SWTR080806	Trouper III	800w x 600d x 800h




Trouper III On Deck Toolboxes



Thumper VI On Deck Toolbox

Anchor

- Under-deck toolbox
- 3mm Industrial grade smooth plate aluminium design
- Stainless steel continuous hinge
- Top opening door with gas strut
- 1 x Adjustable shelf
- 1 or 2 Key lockable T-latch handles
- Rubber waterproofing seal
- See page 7 for mounting brackets



#TB-AAN060505	Anchor I	600w x 500d x 500h
#TB-AAN090505	Anchor II	900w x 500d x 500h
#TB-AAN120505	Anchor III	1200w x 500d x 500h

Burly Aluminium

#TB-ABU060402L	Burly I (3mm)	600(410)w x 200d x 420h
#TB-ABU060402R	Burly I (3mm)	600(410)w x 200d x 420h



Burly Checkerplate


#TB-ACBU070402L	Burly II (2mm)	750(580)w x 400d x 250h
#TB-ACBU070402R	Burly II (2mm)	750(580)w x 400d x 250h

- Left and right hand mount models to fit behind wheel arch
- 2mm Checker plate or 3mm industrial grade smooth plate aluminium
- Stainless steel continuous bottom hinge door with chain
- Key lockable T-latch handle
- Rubber waterproofing seal




Champion I

- Under-deck mount
- 1.5mm Industrial grade steel design with black powder coat finish
- The drop down door is made from 3.0mm stainless steel with mirror finish
- 1 or 2 Key lockable T-latch handles
- Rubber waterproofing seal



#TB-SBSK080505	Champion	800w x 500d x 500h
----------------	----------	--------------------

Courageous

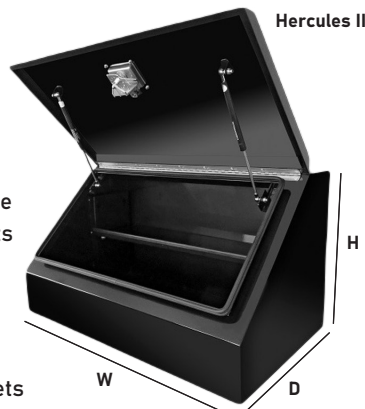


- Under-deck mount
- 4 x Drawers inside on heavy duty ball bearing runners rated to 45kg with barrel bolt locks
- 3mm Industrial grade smooth plate aluminium design
- Stainless steel continuous hinge
- Key lockable T-latch handle
- Rubber waterproofing seal
- See page 7 for mounting brackets

#TB-AC0080506	Courageous	800w x 580d x 600h
---------------	------------	--------------------

Hercules


- Under-deck mount
- 1.5mm Industrial grade steel design with black powder coat finish
- Stainless steel continuous hinge
- Top opening door with gas struts
- 1 Adjustable shelf
- 1 or 2 Key lockable T-latch handles
- Rubber waterproofing seal
- See page 7 for mounting brackets



#TB-SBHC060505	Hercules I	600w x 500d x 500h
#TB-SBHC090505	Hercules II	900w x 500d x 500h
#TB-SBHC120505	Hercules III	1200w x 500d x 500h

Rover

- Under-deck mount
- 3mm Industrial grade smooth plate aluminium design
- Stainless steel continuous hinge
- Key lockable T-latch handle
- Rubber waterproofing seal
- Adjustable shelf (Rover I only)
- Removable 200mm high open tray on top (Rover II only)
- See page 7 for mounting brackets



Designed to be mounted on the truck chassis with a mountable bin/top storage for chains etc

#TB-ARV060505	Rover I	600w x 500d x 500h
#TB-ARV060606	Rover II	625w x 650d x 650h

Squadron



- Under-deck mount
- 3mm Industrial grade smooth plate aluminium design
- Adjustable shelf (Squadron I only)
- Stainless steel continuous hinge
- Bottom opening door with 2 chains
- Key lockable T-latch handle
- Rubber waterproofing seal
- See page 7 for mounting brackets

Squadron I


#TB-ASQ090505	Squadron I	900w x 500d x 500h
#TB-ASQ120505	Squadron II	1200w x 500d x 500h

Striker



Striker III

- Under-deck mount
- 1.5mm Industrial grade steel design with black powder coat finish
- Brushed stainless door
- Stainless steel hinge
- Bottom opening door with 2 chains
- Key lockable T-latch handle
- Rubber waterproofing seal
- See page 7 for mounting brackets



#TB-SBSK060404	Striker I	600w x 400d x 400h
#TB-SBSK100404	Striker II	1000w x 400d x 400h
#TB-SBSK120505	Striker III	1200w x 500d x 550h

Trail

- Left and right-hand mount models to fit behind wheel arch
- 1.5mm Industrial grade steel with black powder coat finish
- Stainless steel continuous hinge
- Bottom opening door with chain
- Key lockable T-latch handle
- Rubber waterproofing seal



Trail Right



Trail Left

#TB-SBTL060402L	Trail I - Left	660(510)w x 255d x 410h
#TB-SBTL060402R	Trail I - Right	660(510)w x 255d x 410h

Vulcan



Vulcan I



Vulcan II

- Under-deck mount
- 1.5mm Industrial grade steel design with black powder coat finish. Matt finish on Vulcan I-V, gloss finish on Vulcan VI-VII
- Stainless steel hinge
- Bottom opening door with chain
- Key lockable T-latch handle
- Rubber waterproofing seal
- See page 7 for mounting brackets

#TB-SBVL050304	Vulcan I	500w x 350d x 400h
#TB-SBVL100505	Vulcan II	1000w x 500d x 500h
#TB-SBVL120505	Vulcan III	1200w x 500d x 550h
#TB-SBVL050505	Vulcan IV	500w x 500d x 500h
#TB-SBVL080505	Vulcan V	800w x 500d x 500h
#TB-SBVL060405	Vulcan VI	600w x 400d x 500h
#TB-SBVL080305	Vulcan VII	800w x 300d x 500h



Striker Underdeck Toolbox



Burly Underdeck Toolbox

Make sure you have all the optional accessories you might need to make your kit perfect for you.

Mounting Bracket Set


- Designed for under-deck mounting of toolboxes
- 1.5mm Industrial grade steel design with off-white powder coat finish
- Set contains a left and right-side bracket to fit 1 x toolbox
- Excludes bolts



#TB-SWTP815906 Mounting Bracket Set 62w x 815d x 595h

Drawer Set

- Fits in Falcon and Thumper toolboxes
- 3mm Industrial grade smooth plate aluminium design
- 4 x Drawers 139mm high on heavy duty ball bearing runners rated to 45kg
- Barrel bolt lock on each drawer



#TB-ADW040604 Drawer Set 480w x 420d x 665h

Gas Struts

Replacement Gas Struts available for all toolbox models




Drawer Runners

Replacement Drawer Runners available
500mm W (closed) x 45mm H



Latches

- Toolbox T-Lock Latch 124 x 121 x 68mm
- Lock barrel with turning T Latch handle
- Supported with rubber seal behind, to prevent moisture and water leaks.
- Comes with 1-2 keys per latch



DURAVAUT

A BRAND OF ENDURA EQUIPPED



**Duravault toolboxes are built tough
to keep your gear safe and secure**



ENQUIRE FOR DETAILS OF OUR LIFETIME WARRANTY

0800 115 584
sales@enduranz.co.nz
enduranz.co.nz



TORPEDO



TRAIL



TROUPER



VULCAN