

**ENDURA™  
EQUIPPED** **≡ QUICKLIFT**

**LIGHT, COMPACT CRANES  
EQUIPPED FOR SERVICE**



▪ COMPACT ▪ LIGHTWEIGHT ▪ LIFT UP TO 2280KG ▪ 3 YEAR STRUCTURAL WARRANTY

## About us

Our development of Quicklift® compact cranes has been driven by years of operating a variety of utes & trailers mounted with lightweight hiab cranes in a variety of industries. We've combined this with feedback from fellow New Zealanders about their specific service requirements.

Quicklift® cranes have a remarkable power-to-weight ratio and are designed to safely equip your team for the unique New Zealand environment within a range of industries including civil, utilities, construction, service and agriculture.

***"We use Quicklift to save us a lot of heavy lifting, even the oldies can now shift hives again. Quicklift has proved to be exactly what we want in a crane for a small truck and trailer unit - light, compact, trouble free and easy to use. We all love it!"***

Russell Berry  
Managing Director  
Arataki Honey

Quicklift® cranes offer an exceptionally high payload due to our innovative lightweight design.





# Key Benefits of Quicklift® Cranes

- ✓ **Safety**  
We're leaders in advanced crane technology, incorporating the latest innovation and functionality for improved productivity and safety.
- ✓ **Compact Stow**  
Compact foot print (including an optional base frame that's designed to be hidden under the deck) and ultra-compact stowing position allow you to optimise space use around the crane.
- ✓ **Power to Weight Ratio/Payload**  
Low power demand and low tare weight give you more fitting options, lower running costs and greater payload.
- ✓ **Ease of Operation**  
Powerful yet smooth operation whether you use vehicle-mounted controls or remote.
- ✓ **Custom Fitting**  
Fitting options for light trucks, utes, agricultural equipment and boats.
- ✓ **Extensive Range**  
Wide range of models to suit a variety of applications, kit set installation system and a selection of accessories means you can tailor a package to suit your specific lifting and vehicle requirements.

**SAFE,  
COMPACT &  
LIGHTWEIGHT**

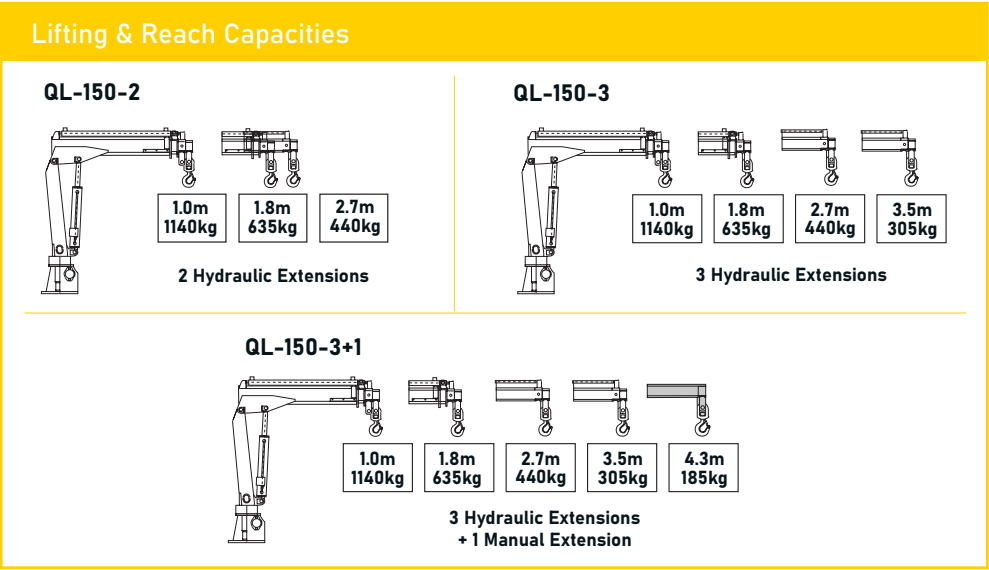
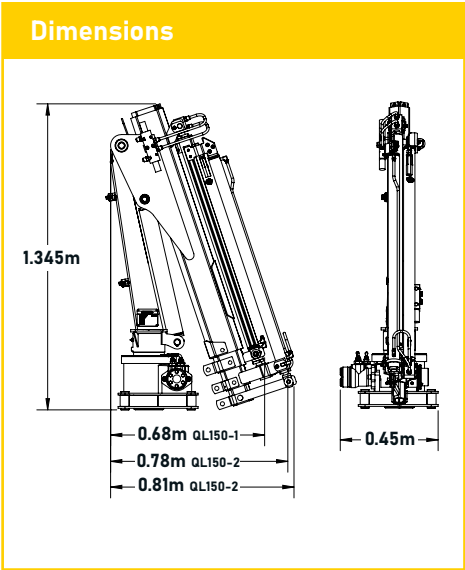


# Quicklift® 150

The big lifter for utes, the Quicklift® 150 range is designed to get maximum lift from a ute or trailer mounted unit. The QL-150 lifts up to 1140kg and has a horizontal reach up to 4.3m with the QL-150-3 model. The standard 2 extension model can be extended with a selection of hydraulic and manual extensions.

**1140kg**  
Maximum Lift

**4.30m**  
Maximum Reach



Specifications							
Size T/M:	1.20	Weight at max. hyd. reach:	305kg	Base frame weight:	80kg	Radio controlled:	Optional
Max. lift:	1140kg	Max reach:	4.3m	Stowed crane height:	1.345m	Mounting spaces:	0.31m
Distance at max. lift:	1.00m	Weight at max. reach:	185kg	Stowed crane length:	0.68m		
Max. hyd. reach:	3.50m	Standard crane weight:	165-187kg	Stowed crane width:	0.45m		

# Quicklift® 250

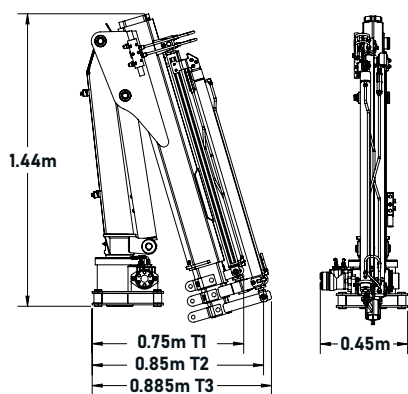
The Quicklift® 250 range is the preferred choice for many light trucks and seed drill operators, and is also popular on small work boats.

**1800kg**  
Maximum Lift

**5.10m**  
Maximum Reach

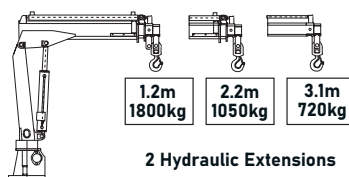


## Dimensions

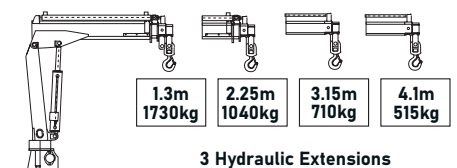


## Lifting & Reach Capacities

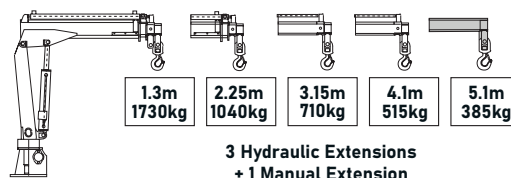
### QL-250-2



### QL-250-3



### QL-250-3+1



## Specifications

Size T/M:	2.30	Weight at max. hyd. reach:	515kg	Base frame weight:	80kg	Radio controlled:	Optional
Max. lift:	1800kg	Max reach:	5.10m	Stowed crane height:	1.44m	Mounting spaces:	0.31m
Distance at max. lift:	1.20m	Weight at max. reach:	385kg	Stowed crane length:	0.75m		
Max. hyd. reach:	4.10m	Standard crane weight:	226-245kg	Stowed crane width:	0.45m		



# Quicklift® 350

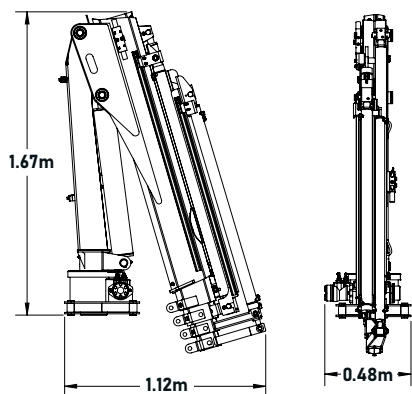
Our big lifter, the Quicklift® 350 is a proven serious lifting performer on many light trucks, seed drills and small fishing and work boats plus a range of other applications. The QL-350 lifts up to 2200kg and has a horizontal reach up to 6.7m with the QL-350-4+1 model. The standard 2 extension model can be extended with a selection of hydraulic and manual extensions.

**2200kg**  
Maximum Lift

**6.70m**  
Maximum Reach

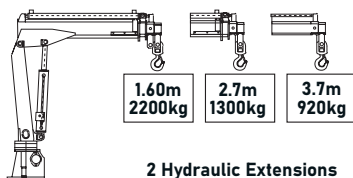


## Dimensions:



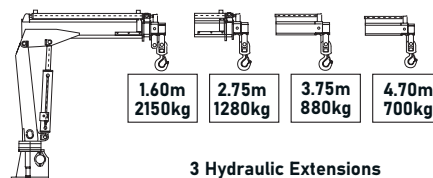
## Lifting & Reach Capacities:

### QL-350-2



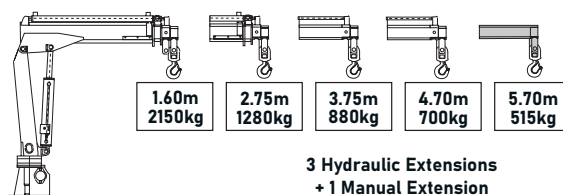
2 Hydraulic Extensions

### QL-350-3



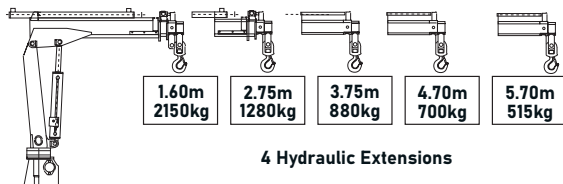
3 Hydraulic Extensions

### QL-350-3+1



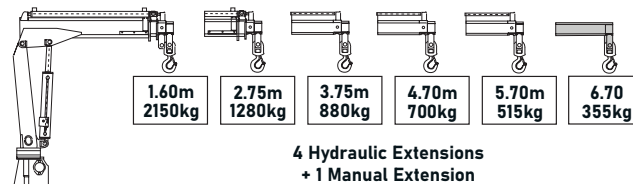
3 Hydraulic Extensions  
+ 1 Manual Extension

### QL-350-4



4 Hydraulic Extensions

### QL-350-4+1



4 Hydraulic Extensions  
+ 1 Manual Extension

## Specifications:

Size T/M:	3.20	Weight at max. hyd. reach:	515kg	Base frame weight:	105kg	Radio controlled:	Optional
Max. lift:	2200kg	Max reach:	6.70m	Stowed crane height:	1.67m	Mounting spaces:	0.37m
Distance at max. lift:	1.60m	Weight at max. reach:	355kg	Stowed crane length:	1.12m		
Max. hyd. reach:	5.70m	Standard crane weight:	320-418kg	Stowed crane width:	0.48m		

# Quicklift® 450

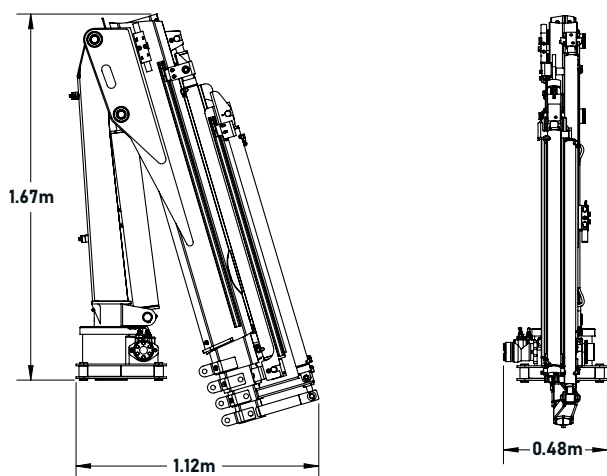
The Quicklift® 450 is the ideal model when you need a big lifter but have limited space and payload to work with. This model is ideal for class 2 trucks.

**2280kg**  
Maximum Lift

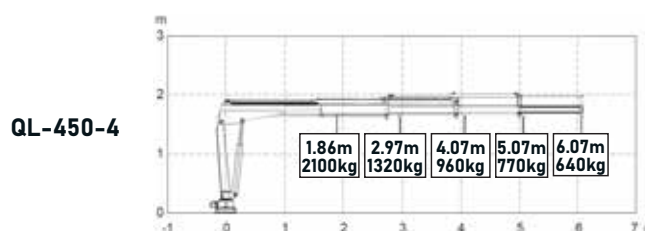
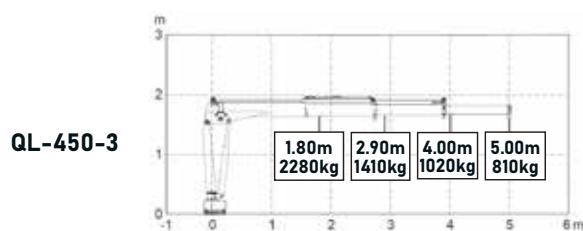
**6.07m**  
Maximum Reach



## Dimensions



## Lifting & Reach Capacities



## Specifications

Size T/M:	3.9	Weight at max. hyd. reach:	640kg	Base frame weight:	125kg	Radio controlled:	Optional
Max. lift:	2,280kg	Max reach:	6.07m	Stowed crane height:	1.67m	Mounting spaces:	0.37m
Distance at max. lift:	6.07m	Weight at max. reach:	640kg	Stowed crane length:	1.12m		
Max. hyd. reach:	6.07m	Standard crane weight:	350kg	Stowed crane width:	0.48m		

# Base Frames

## Quicklift® 150 | Quicklift® 250 | Quicklift® 350 | Quicklift® 450

### Features:

- 01** Teflon wearing pads reduce friction on hydraulic boom extensions, increasing the life span of the crane structure.
- 02** Grease nipples to ensure long pin life.
- 03** High grade paint system for industrial protection.
- 04** Overload relief system to ensure safety of operator.
- 05** Adjustable slew rotation stopper.
- 06** High grade zinc plated pins.
- 07** Crane leg mounted on 360 degree swivel allows leg rotation for greater range of stowing positions.
- 08** Safety locking leash.
- 09** Hexagonal boom for maximum strength and lift capacity.
- 10** Fully adjustable hydraulic extension of stabiliser leg allows for quick setup.

### Optional Features:

- An electric or hydraulic winch mount plate can be fitted to allow for vertical lifting.
- Marine grade paint finish for added protection.
- Radio remote control.
- Powerpack options include 12 or 24 Volt battery, petrol powerpack or PTO/pump.
- Pre-assembled or kitset mounting frame



NOTE: Controls, outriggers and base frame sold separately to the crane, subject to requirements.



# Quicklift® Accessories



Hydraulic Winches



Electric Winches



Hydraulic Stabiliser Leg



Handheld Push Button Remote Control System



Waist Paddle Lever Remote Control System



Vehicle-Mounted Control Units



Stabiliser Pads



Lifting Attachments



Base Frames



Manual Crane Extension



Marine Grade Paint Finish



***“When our company found we needed a smaller Quicklift® crane for one of our utes, Endura Equipped were very helpful in assisting with our enquiry. Supply was undertaken promptly and the unit is now installed and working well for us. Thank you for your prompt and efficient service.”***

**- Paul & Julie Sargent, Rivercity Honey Ltd**









**ENDURA™  
EQUIPPED**  **QUICKLIFT**

**0800 115 584**

**[enduranz.co.nz](http://enduranz.co.nz)**

**[sales@enduranz.co.nz](mailto:sales@enduranz.co.nz)**